

BONUS!
7 SECRETS
THAT ENTREPRENEURS
WON'T TELL YOU UP FRONT



HOW TO START YOUR ONLINE BUSINESS & RETIRE EARLY

**TOP 10
STRATEGIES
TO GET YOU
STARTED**

Shirl@BuildWealthEnjoyLife.com

buildwealthandenjoylife.com
Online Business Entrepreneur

Inside you will discover the steps and strategies you need to get you started with your Online journey, to help you 'Build Wealth', by Creating an extra income with an online business so you can Retire Early!

****PLUS Bonus Section you will discover 7 Secrets The Entrepreneurs won't tell you up front until after you have made 'The Big Purchase' from them!**

- 1. Getting Started – Create Your Business Plan.**
- 2. Choose your area of interest...choose a Niche**
(Make sure it links up to the Top 3 biggest money making Niche's online – Secret No. 1)
- 3. Find a product to sell as an Affiliate Marketing, or you may have your own product/service/existing business you want to promote, or Create your own. (Secret No.2)**
- 4. Build your Landing Pages/Advertising Pages/Sales Pages/Funnels (Secret No. 3)**
- 5. Find and buy a Domain name**
(Depending which business platform you choose to start with)
- 6. Find someone to host your Domain name URL (if you choose to be a Blogger or Create your own Website)**
- 7. Register with an Email Autoresponder to 'Build Your List'**
(The money is in the list and the Fortune is in The Follow Up – Secret No. 4)
- 8. Get Traffic to your product/Service to get Customers and the sales to start earning your Income. (Free/Organic and Paid. Secret No. 5)**
- 9. Repeat the process!!**
- 10. Have a Growth Mindset**

2.

Hi there, Shirl here from 'Build Wealth and Enjoy Life.com', I've put this e-book of tips and strategies together to help you get started creating your own on-line success story.

So many people out there are making money online, it's just fact, some make more than others, and some give up before they get started.

Due to the internet making everyone's lives easier to research, solve problems and find out 'how to do things' a lot of people want to better themselves from the comfort of their own home. We have become a 'lazy' society where we can shop from home, learn from home, we don't even have to talk to people, we can just message them from the comfort of our sofa!

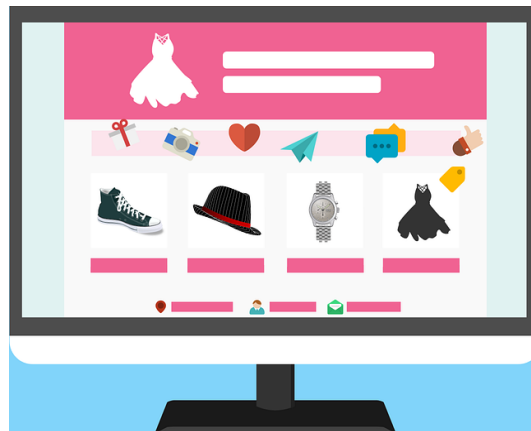
Google receives over **63,000 searches per second** on any given day. In 2018 there were **5.8 billion** total daily searches on average. And Google is only one way to search for things. Over 4.33 Billion people were active internet uses as of July 2019, around 56 % of the global population and this will only get higher. This is a ridiculous amount of people searching for products, services or just finding out how something works. What if **YOU** could tap into just a fraction of those customers and **help solve their problems, help solve their pain, give them the answers they are searching for??**

An online Business or Service could just be the thing you have been looking for. A business where you could help people, add value to their lives, solve their problems and get **PAID!**

There are a number of ways you can get started making money online, you will need to decide which Online Business Strategy will work best for you. One which you are passionate about, one which you will see as a hobby and not a job, so something you really enjoy and want to share and help others.

Most people want to know 'will it cost any money to get started?' The answer is, yes it will cost you some start up money, but it does depend on which Business Strategy you choose. You will need some tools to help you along the way. You will need to commit some time and research in order to be successful. **Will you get rich overnight??? No, probably not, I'm certainly not a millionaire...yet, but I work hard and put my knowledge into action to get results. If you don't start, your success won't start.....**

The Following Information is based on setting up an Online Business to Build Your Wealth, either as an Affiliate Marketer or with Your Own Product or Service.



Strategy No. 1 – Getting started – Create Your Business Plan.

Your business plan needs to start with asking yourself some questions to enable you to move forward and implement strategies to become successful with your Online Business.

1. You **MUST BELIEVE** – you must believe in yourself and your product/service. You need to have a **GROWTH mindset**.
2. What are your **STRENGTHS** and areas of **INTEREST** – what are you good at? Ask friends and family who will tell you honestly, I think you will be surprised at the outcome.
3. What are your **FEARS**? What are you fearing the most about starting your Online Business? Things don't have to be perfect from the start, especially if that stops you from taking **ACTION** and it's okay to fail – we learn from failure!
4. **SCHEDULING** – you need to be able to put aside some time to invest in your business, make the most of your day? I'll bet you can find at least 1-2hrs per day if you are serious about making this work for you, if you're serious about making money online. What's holding you back? What **EXCUSES** are you making not to get things done? What changes can you make to your mindset, your lifestyle to really **TAKE ACTION**?

4.

5. You **Don't** have to do **EVERYTHING** yourself, outsource areas that you don't like doing or are not as knowledgeable at. What is your **BUDGET**?
6. **MODEL others** who are already successful. What are their marketing strategies? Which platform are they using – Website, Social Media, Amazon, do they have a best-selling book. They are successful for a reason! Research at least 5 successful people in your Niche and model how they are marketing, or even purchase their offer and see what is working for them.
7. **HEADLINES, HOOKS, STORIES & OFFERS** – look at your successful people you just researched and now look at their Headlines/Hooks (how they grab your attention), what's their story and what are they offering. **7 Seconds** is today's Concentration Span, you need to grab your potential customers straight away.
8. **MARKETING** – How are you going to reach your audience? Will you have a website, social media page, YouTube Channel, Sales Funnel or buy ads to get customers etc?
9. Your **OFFER & OPT-IN** page– what will you offer your customers to hook them into giving you their email so you can build your **LIST**? What will you offer on your **SALES** page to get them to purchase from you? Will you have an OTO (One Time Offer of higher value) for purchase to really earn some decent income?
10. **YOUR STORY, your 'why'**, why did you start this journey? Why do you believe in your product, how has it helped you? Your Story becomes your sales page and it will be why people will buy from **YOU!**
11. **TRAFFIC** – How will you get traffic to your product/service? There are 3 types of traffic – **1. Free/organic** (website SEO, Social Media), **2. Paid** (Google ads, Solo Ads, Social Media Ads) and **3. Earned** - where you offer enough value to a group or forum that you are apart of and the owner will let you be a guest speaker/presenter where you can add your link to your offer and get customers that way.

Strategy No. 2 – Choose a subject area (Niche)



I'm not going to lie to you, this was probably the hardest step for me to do and you may dwell on it for a bit of time as well, but it is really important. Keep in mind these three things when choosing a niche:

1. Does the niche have **good profit margins**? (See Secret No. 1)
2. Are people searching for this niche? (See Secret No. 1)
3. Do you have an interest in this niche yourself?

What is a Niche, you may well ask? Great question, A Niche is a small, specialized market for a particular product or service. "The product/service (your product/service) is very much aimed at a niche market". You can also go deeper into the niche and target a 'micro niche' inside your area of interest. For example, Weight loss is a Niche, but you can further break the niche down to diets, then a micro niche would be 'Keto Diet', or workouts to help you lose weight etc.

As part of your business strategy, you will need to research your niche so you are able to create content, market products and provide **Value to Your Customers**, so you may as well be gaining more knowledge and offer first-hand experience in an area of interest to you. Eventually you want to be the '**Expert**' in your Niche, 'The Go To Person'. This will help you generate more customers and the more customers you have the more income you will potentially earn. As you research you will find that there is always something that someone needs an answer to. You may just have what that someone is searching for, an answer to their problem

or their pain. Just search Google for the most commonly asked questions in your Niche area of interest, this will get you started and help you on your way. For example, each month, there are an estimated 88 billion Google searches that relate specifically to losing weight. Get yourself on Google and start typing in some key words or go to:

<https://trends.google.com/trends/> and check out what people are searching for.

Strategy No. 3 – Find a product to sell, like being an Affiliate Marketer (sell other people's products) or you may have your own product/service/existing business or Create your own.



Affiliate marketing is one of the ways you can get started on-line and navigate your way to creating an extra income for yourself.

What is Affiliate Marketing?

Well, Affiliate Marketing is: -

- You promote someone else's product (that could be a book, digital course, Amazon products, someone's software they have created, travel sites, weight loss products etc, the list is endless)
- Commissions will vary and you will need to research a product/company that suits your interests.

Now that you have an area of interest, you can now find an affiliate program/product that will pay you commissions. There are a lot of products/services out there that you can become an affiliate of. This can sometimes be a great way to get started earning an income online

7.

and then you can scale up your business from here. Some examples to get you started:

- **Google** – Type in ‘Affiliate program in industry’ (add your niche) and you will get a lot of options to look at. (ie affiliate program in weight loss)
- **Clickbank.com** is a popular affiliate site and you can promote a lot of products from this site. It can be a bit daunting and you will probably need to educate yourself on how to look for high paying commissions. Sometimes the products will come with promotional material and sales pages etc, so most of the hard work is done for you. Some people make a lot of money promoting Clickbank products.
- **Amazon.com/associates** (for affiliates) has literally millions of products for you to choose from and if you decide to have a blog or website, you can even have your own e-commerce store that takes your customers to the Amazon site to buy the product.
- **Recurring commissions** – this is where you are an affiliate for a digital service that has monthly subscriptions, for example, [Click Funnels](#), [Aweber](#), [Wealthy Affiliate](#) Memberships, these types of websites have monthly fees for members who sign up and you have an opportunity to earn commissions monthly – just like me, I am an affiliate for these companies, so if you click on the links, I get the commission for them and you can too.
- **High Ticket Affiliate Programs** – These programs have the capacity for you to earn some big dollars. Eventually this is where you would want to scale up your business to after you have built enough trust in your customers that you can promote the High Ticket Offers. This could be Live Events, one on one coaching, education videos etc. Usually you will have to spend a decent amount of money yourself and you may even have to buy a product to get the commissions, however, a lot of the hard work has been done for you. Often customers come into your Website/Sales Funnel with a small purchase and then there are opportunities for them to

purchase higher priced. The one big advantage with some programs, is that you can earn commissions for sales made for the life of the customer, however, Amazon for example, may only pay commissions to you from your customer for say the next 24hrs or so.

- **Get 'Made for you Products'**

No Product, No Worries - If you are a bit stuck on where to start and no product to sell or no product to offer for free, then can I recommend you join IndigitalWorks.com. You can join for free and you can have access to some free eBooks, videos and training. You can upgrade for a once off life time payment and download as many products as you need. Some products will just be a report, for example, then you can add your brand to it and re-name, re-brand it for yourself. This website was a game changer for me... my real Aha moment. You will need to read what you purchase as some things may be outdated and the digital world is ever changing.



The advantage of choosing a niche that you are interested in, will help you to build your own brand and help you to build trust with your customers, you will get excited by the product/s you are promoting and your customers will want to follow you and learn from you.

Strategy No. 4 – Build your Capture Page/Landing Pages/Advertising Pages/Sales Pages/Funnels (Secret No. 3)

You may want to create a Funnel, your 'Opt-in' Page/Capture Page/landing page/squeeze page/advertising page. They are called a lot of different things, but what it needs to have is the email 'Opt-in' section so you can capture your customers email address. You need to decide how you are going to do this. I use [Click Funnels](#) to build and host my 'Opt-In' page. **One of the most important** things for this page, is that it is short and sweet with a **HEADLINE/HOOK** that grabs people's attention. You want them to be enticed by your offer and feel that they absolutely have to have this and they are willing to give you their email address to get your offer. Remember, you only have **7 seconds** or less to grab their attention. Model the top earners in your business, model how they write their 'opt-In' page. Without complicating things here too much, once your customers click on the 'Opt-in' page they are then taken to your next funnel – The Sales page, where you will offer something else for them to purchase or bundle things together to make it an amazing offer they can't refuse and must have it!! Some Affiliate products/programs actually have their own sales pages you can use here, so you don't even have to write the Sales pages yourself. **AND** Again, you can model what the top earners are doing with their Sales Pages. You may even add another Funnel to have a higher priced item for your customers to purchase. This is where you start to make your money. If a customer doesn't buy the first time, that's okay as you have their email address and you can automate an email to mention your products that they didn't purchase. Statistics show that people usually need to see things **7 times before they purchase**.

A benchmark to use for your Funnels/pages:

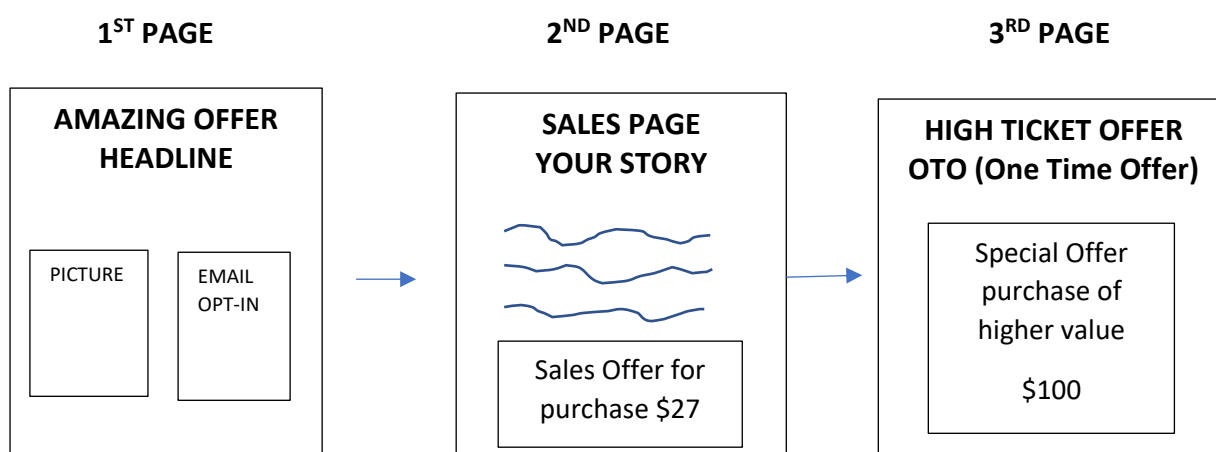
1st Page/funnel/Opt-in page – you want to be seeing at least 20% of people opting in from your first Funnel, ie 20 people out of 100. If not, then there is something wrong with your opt-in page/ie the way it looks, the headline, what you are offering etc.

2nd Page/Funnel/Sales Page – you want to have a least a 1-5% buy rate, so if 20 people opt in for the free offer then it doesn't even add up to 1 person buying, so you want to try and get as

10.

many as you can in through the Opt-in page, so if you get 100 people opt in then you would be seeing 1 – 5 purchases happening on your sales page. These sales pay for your advertising.
3rd Page/Funnel/Higher Offer - you want at least 3-10% come through and purchase your higher priced product/service. This is where you start to earn your income, the profits.

If you're not getting people to 'Opt-In' or purchase then there is probably something wrong with your Headlines/Hooks, what you are offering or the way you are trying to sell it and can be any one of these pages.



YOUR SALES PAGE needs to have your 'Why' Story on this page to help with Sales Marketing and Adding Value for your customers and to build trust and build a rapport with your followers. Write or put a Video together of **YOUR** story.

Tell Your Story, Your Journey, Your Why, Why do you want to make money online? Why is your product/service the best one 'out there'. Go deeper, find the story underneath. Either write it down, or video yourself telling Your Story. The key to your sales success isn't about becoming an amazing salesperson, it's about telling your story in a way so people will resonate with **YOU**, they will want to go on the journey with **YOU**. They want to feel their own Aha moment, just like I did and just like you will.

Strategy No. 5 – Create and buy a Domain name

(Depending which business platform you choose to start with).

You don't have to do this straight away and depending on how you choose to market your product or service, will depend if you need a Domain Name. What is a Domain name you might ask - Domain Name Servers (DNS) are the Internet's equivalent of a phone book. They maintain a directory of domain names and translate them to Internet Protocol (IP) addresses. This is necessary because, although domain names are easy for people to remember, computers or machines, access websites based on IP addresses. Your Domain name becomes your URL to identify particular web pages, for example <http://buildwealthandenjoylife.com> is my Domain Name, which will take you to my website. You can search for available domain names on a few different websites, I use NameCheap.com. Domain names will cost you anywhere from \$6 per year to \$200 per year, depending on the name you want to choose. It is wise to choose your Domain Name based on your Niche. If you decide to be a blogger, or start your own website, or use a Sales funnel to market to your customers, you will need a Domain name. Social Media advertising also prefer domain URL's over affiliate links. If you go down the website path and join with say, Wix.com, then you can get a domain name there as well as hosting and other services, depends on which plan you go with.



Strategy No. 6 – Find someone to host your Domain name

A 'web host' is the name given to the company hosting a site (your Domain URL) on a server (the Internet). Without a 'web host' no one will be able to find you, your blog, your website or your funnel.

12.

If you choose to have a blog page or website you will need to pay to have it hosted on the internet for you. I use [Wealthy Affiliate](#) as they offer to host 2 free websites and you can get a lot of advice in setting up your website or blog page for free. They also have an option to upgrade to a monthly fee which gives you access to in-depth coaching and a great members area where you can ask all sorts of questions. They also have an affiliate program as well. There are a lot of Web Hosting sites out there and often if you use a company to make your website or blog page you can pay a monthly fee and they will be your host as well.

Strategy No. 7 – Register with an Email Autoresponder to ‘Build Your List’ (The money is in the list and the Fortune is in The Follow Up – Secret No.4)

They say **‘The money is in the list’ and The Fortune is in the Follow Up!** You need to decide how you are going to ‘capture’ your customers email address. The reason you want to do this is to allow you to build your client base so that you can keep in touch with them, build a rapport and earn your trust with your customers giving them value every time you connect with them. Once you have achieved this you can then suggest new products and services and your customers will appreciate it more and are more likely to purchase from **YOU** over and over. You will eventually be able to introduce your customers to higher ticket items, like coaching courses or private mentoring, or solutions to whatever problems your customer’s need to be solved, you can help them do that and earn money while you do it.

Pretty much the only way to build a list, is to have an ‘opt-in’ page for your customers you will then be able to set up automatic emails to go out to your customers if they purchase your product and you can say ‘thank you’ or if you are marketing a brand new product and you want to share it with them. Everything can be automated.

There are a few ways you can create an ‘Opt-in’ page :- via your website or blog page when you offer something for your customers to purchase, or receive for free, however, you could miss out on potential

13.

customers who visit your page, unless you have it blocked until they give you your email address, which will probably turn them away anyway. People are often looking for a quick fix to their problems and if they have to do too much work to see your page, then they will just find another website with similar solutions but is easier to access. Most 'opt-in' pages you see are built via a 'Funnel'. The first page you see is generally a promotion or an offer for a free e-book (just like the one I created to offer you my free e-book in exchange for your email address), usually after you get your free item you will be taken to a Sales Page to offer you extra items for a price, sometimes there are more than one Sales Page Funnels that offer you more products. These Funnels still need a domain name and they need to be hosted by the internet so that the page can be found by your visitors. I use Click Funnels to build my funnels and to host them. You can get a free 14 day free trial with [Click Funnels](#). You can then place your funnel out to Social Media sites without the need of having a website or blog page, or you could add your funnel on the front page of your website/blog.

You may want an '**Email auto Responder**', there are plenty out there that you can choose from, I use '[AWeber](#)'. You can get a free PDF download of how to write your emails here: <https://www.aweber.com/whattowrite.htm?id=454138>

Monthly subscriptions are - Up to 500 subscribers - \$19 per month and it increases up to 10,0001 – 25,000 subscribers \$149 per month etc. You can get a 30 day free trial. You can get everything you need with one company, but it depends how much you are willing to spend per month. Each company will have different plans with different services. For example, with Click Funnels you can host your funnels/pages, get a domain name and have access to an email responder for \$297 per month, they do have cheaper plans (\$97pm), but you will need an outside email autoresponder like AWeber. [Wix.com](#) will host your website, offer a domain name and have access to some email options. You just need to do the research and what will suit your business the best.

Strategy No. 8 – Get Traffic to your product to get Customers and the sales to start earning your Income. (Free/Organic and Paid. Secret No. 5)



You need to decide how and where you are going to market your product and I recommend that you stick with one platform until you master it and you are generating leads from it – 10-20 per day.

There are many ways to promote and build your business/product. For example, there are the social media sites... Facebook, twitter, YouTube, Instagram, Pinterest, blogging, your own website.

Traffic strategies is definitely another training in itself as well, but I would suggest you decide on one of the top three if you don't know where to start – Face Book, You Tube or Instagram. You need to research some influencers in these platforms and see how they are creating their followers and advertising to their customers; how do they get their attention.

To start to get Organic Traffic or Free Traffic on Face Book, for example, you can do the following:

Make your own Face Book Group and model what others are doing. Some groups are private, some are public. Some of the private groups you have to give them your email to join....smart hey! I would suggest you join some groups that you have a common interest with your product/service and see what problems people are facing and how you can help them. It is best to comment when you can and provide value to the people in the groups rather than just hitting the 'Like' button all the

time. Start your own Face Book group and people will start coming to you. You add value, build trust, build a rapport and the sales will come.

You could start your own You Tube Channel, see how the Entrepreneurs are doing theirs, become an expert in your field.

You could become an Instagram Influencer, research the top influencers for this platform and model them.

Whichever platform you choose to help get you traffic, you will need to post and engage on a daily basis, especially in the beginning when you are starting out and growing your business.

If you have the budget for Paid Traffic, then great, you can place ads on any of the above social media platforms and target people who are interested in similar topics to your product. With a Face Book Ad you can target the people who have liked or purchased from people with Big Names/Top Earners and get your Funnel out there in front of them.

There are so many other ways to get traffic as well, either paid or for free. Free traffic is definitely going to take longer for you to build your brand and get your product in front of others. You can join and comment on forums that are of interest to you and some will allow you to have your URL link after your name for people to click on and see your 'Opt-In' page. You can pay for Solo Ads or google ads etc which require some further training as well. **BUT FIRST you need your product and your 'Opt-In' Funnel.**

Strategy No. 9 – Repeat the process!!

You may have found all this information a bit overwhelming, but hopefully you are already thinking of an area of interest or thinking of a product or program that excites you and you believe others will love it or benefit from it and you can Build your own brand and build trust with your customers, provide value and remember, the more customers you have the more likely you are to start making an income online and be able to **RETIRE EARLY!!** Once you get started and taking **ACTION**, it will all fall into place and once you have a successful Funnel/Website/Blog working for you, all you need to do, is **Rinse AND Repeat** the same process and add a new product and make even more money!!



16.

buildwealthandenjoylife.com
Online Business Entrepreneur

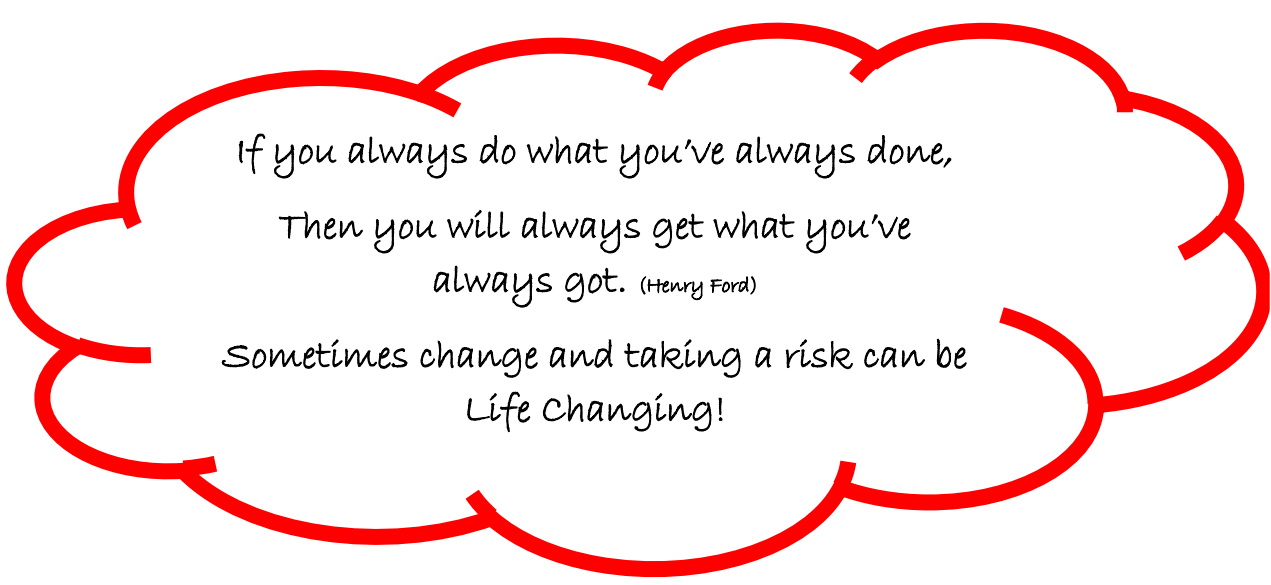
Strategy No. 10 –DO YOU HAVE A GROWTH MINDSET??

This is a very serious question, you have to treat your business like a job, you have to show up every day, this is a marathon, not a sprint. You are most likely not going to make money 'overnight', however, the more action you take into getting started and working towards your goals, the more likely you will succeed. You need to commit to 1-2 hours per day to start with to plan, research and **EXECUTE**.

Your online business has the potential to take you places that you never thought possible. Yes there will be obstacles, yes you will want to give it all up at times...**BUT** you **must believe** in yourself, believe in the process.

YOU are in Charge of your Financial Freedom and You Must have a desire to help people. Helping people solve their problems, their pain MUST be at the forefront of why you want to start an online Business.

Changing the way your **MINDSET** is from the start, will help you to see and think differently, if you think like a business owner, then you will act like a business owner and be rewarded like a successful business owner.



*If you always do what you've always done,
Then you will always get what you've
always got. (Henry Ford)*

*Sometimes change and taking a risk can be
Life Changing!*

BONUS SECTION:

7 SECRETS THE ENTREPRENEURS WON'T TELL YOU UP FRONT UNTIL AFTER YOU HAVE MADE 'THE BIG PURCHASE' FROM THEM!

Secret No. 1 – Does Your Niche link up to the Top 3 biggest money-making Niche's online?? –

WEALTH : HEALTH : RELATIONSHIPS

Make sure your Niche fits into or links up somehow with one of these Niches to get more customers.

Secret No 2 - **No Product, No Worries.** This was a game changer for me. I had no idea of how to offer a product or service or where I was heading with my online business. I felt very overwhelmed and thought that I would never be able to get a product or service created any time soon. I had so many ideas in my head, but never really enough pieces of the puzzle to take **ACTION** and **IMPLEMENT**, until I joined InDigitalWorks.com. I downloaded some reports, E-books and videos and now I am modelling those and modifying to give them my flair and my personality.

Secret No 3- **Build your Landing Pages/Advertising Pages/Sales Pages/Funnels**

Model what the Entrepreneurs are doing! Find a website you like, find a blog page you like, find a Sales funnel you like and model it. Use your words, your product and your own style. They are High Earning Entrepreneurs for a reason, they will have tested and re-tested their Sales pages, their ads and they use the ones that are paying them the **BIG** Dollars – you can too!!

Secret No. 4 - **The money is in the list and the Fortune is in The Follow Up –**

You really need to find a way to capture your leads and turn them into customers. If you just advertise a product and make a sale, well that's great, but you want to create long term customers, so you can build a rapport with them, build trust, then when you create your own products or find another great product to share with them, they are more likely to buy from you. The bigger your list, the more money you are likely to make. For example, a worst case scenario would be, you could potentially make \$1 per email/customer, so if you have 100 email address = \$100, you do the math to what your potential could be....**BUT you have to capture the email address!**

Secret No 5 - **Get Traffic to your product** to get Customers and the sales to start earning your Income. (Free/Organic and Paid). Set up a Face Book Private Group or create your own You Tube Channel, or become an Instagram Influencer. Model the entrepreneurs, see how they set up their social media pages. Engage with and join a couple of Face Book groups, model how they have set up their profile pages and private group pages. These groups are fantastic for helping you out when you

18.

get stuck or you are unsure of how to do things or set things up. Once you are providing value to the groups, people will start looking at **YOUR** profile and follow you – they become **YOUR FREE TRAFFIC!**

Secret No 6 - Write or Video your 'Why' Story to help with Sales and Add Value for your customers. Writing your WHY story will really help you create much better Headlines and Sales Pages. It will help you to resonate with your audience more and you will find you become more passionate about why you are online helping others. If you only focus on making money.... Then you are more likely not going to get lifelong customers. Focus on helping your customers and the money will come!

Secret No 7 – It doesn't have to be perfect! You just need to **START**. Get yourself organised with the tools you need, the product/service you are offering, put yourself out there and start making some **MONEY!** You won't know if it's working or not, until you actually have something of value to offer your audience and start testing. You can change or modify any part of your offer as you get better.

TAKE ACTION – GET STARTED TODAY!

Thank you! If you have made it this far, congratulations, you've already started to invest in yourself and are on your way to creating success! I hope I have provided some value to you with starting an online business.

If you're thinking that there are so many others out there trying to make money online (like I was) and asking yourself 'how will I make any money', you have to realise that there are people out there who **will** want to learn from you and will follow **YOU**. You have to **believe** that!!

In 2018 the World's internet users passed the 4 billion mark!! You only need to tap into a portion of that to make some extra cash and '**RETIRE EARLY!**' You would have or may experience marketers out there that just don't resonate with you, or you don't like their style of marketing, this will be the case for others as well and you will find an audience out there who will relate to you better than they do with others and they will become **YOUR** customers.

At the time of writing this I have been researching on-line success stories for quite some time and gaining knowledge every day, which is great,

but the biggest mistake I made - is that I kept researching and never took any **real** action!

I also didn't want to spend a lot of money, so I kept looking for the pieces of the puzzle that were eluding me. Until one day, I just said to myself 'just do it, just make a start'. You have to just make a start, **take action**, so that the knowledge you have doesn't get lost along the way. The best investment I made for myself was the '[One Funnel Away Challenge](#)' – This is a 30 day Challenge with step by step instructions and videos on how to turn **KNOWLEDGE** into **ACTION** and create a money making funnel within 30 days. It was the best business decision I made for myself and it got me **Taking Action**, now it's your turn to **GET STARTED!**

The only thing stopping YOU
from getting started and
TAKING ACTION....is YOU!!

CHECKLIST

To get you started making money online so you can **RETIRE EARLY!**

- ☐ **Complete your Business Plan**
- ☐ **Research 5 successful online Entrepreneurs & Marketing Platform**
 - 1. _____
 - 2. _____
 - 3. _____
 - 4. _____
 - 5. _____

- ☐ **Find YOUR Niche** _____
- ☐ **Which of the top 3 Niches does yours fit into?** _____
- ☐ **Write your WHY Story or Video it.**
- ☐ **Create your product/service/get an Affiliate Product/service or use [InDigitalWorks](#) to get you started.**
- ☐ **FREE OFFER** _____
- ☐ **Upsell Product/s** _____ **Over deliver**
- ☐ **High Ticket Offer** _____ Doesn't matter if you don't have one

**AMAZING OFFER
HEADLINE**

**SALES PAGE
YOUR STORY**

HIGH TICKET OFFER

- ☐ **Domain Name**
- ☐ **Hosting Company**
- ☐ **Email Autoresponder**
- ☐ **Decide on a marketing Platform** _____
- ☐ **TAKE MASSIVE ACTION and ACTIVATE YOUR BUSINESS**
- ☐ **Tweak and repeat until you get the sales you want**
- ☐ **Find another Product/Service to market and make MORE money and repeat the process!!**

21.

RESOURCES PAGE

- Find a product/service already done for you – [InDigitalWorks](#), Private Label Company
- MAKE A FUNNEL/SALES PAGE AND HOSTING – 14 Day free trial – [Click Funnels](#)
- Auto Responder for OPT-IN page – [AWEBER](#), Or if you use [WIX.com](#) you can use email there and if you use [ClickFunnels premium hosting](#), that comes with email autoresponder as well. You can sign up for the [FREE 14-day ClickFunnels trial today](#) (AND get access to \$5,586 worth of bonuses, including trainings from Tony Robbins, Russell Brunson, Justin Brooke, and more!)
- Purchase a Domain Name – examples, [NameCheap](#), Go Daddy, [Wix.com](#), [Click Funnels](#) etc
- Create a WEBSITE/BLOG –and Website Creation, hosting and video instruction like [Wix.com](#) or [Wealthy Affiliate](#)
(Wealthy Affiliate is the world's largest affiliate marketing training platform. Including the fastest WordPress hosting network, research tools, support and coaching community, live training, and 1000's of video and text based training modules. High recurring commissions of between \$8 and \$175+ per sale with the average sale generating \$145+.)
- Canva for Design - https://www.canva.com/en_au/
- Smart Mock Ups - <https://smartmockups.com/>
- Free Images to use - <https://pixabay.com/> (there are others)
- Outsource work - <https://www.fiverr.com/>
- Recommended Further Training/Reading –
[One Funnel Away Challenge](#)
[DotComSecrets Book](#) (Free, just pay Shipping & Handling)
[Copywriting Secrets by Jim Edwards](#) (Free, just pay Shipping & Handling)
- What to write in your emails (Free PDF Download)
<https://www.aweber.com/whattowrite.htm?id=454138>

MY BUSINESS PLAN

STRENGTHS What I am good at?	FEARS What am I afraid of starting my business?	WHAT CAN I DO? Write a Sales Copy Write Emails Logo Design Graphic Design (ecovers) Videoing Running Ads Social Media Writing a book	NICHE IDEAS	WHICH PLATFORM SHALL I MARKET TO?	PRODUCT OFFER IDEAS
INTERESTS What I love doing?	EXCUSES What is stopping me from getting started?	WHAT WILL I OUTSOURCE? Write a Sales Copy Write Emails Logo Design Graphic Design (ecovers) Videoing Running Ads Social Media Writing a book	RESEARCH AT LEAST 5 SUCCESSFUL ENTREPRENEURS • • • • • •	TRAFFIC Where will I start	UPSELLS
<u>TIME</u> <u>Schedule in Time and invest in my business</u> <u>MORNING</u> <u>AFTERNOON</u> <u>EVENING</u>			<u>BUDGET</u> <u>How much money will I need to get started?</u> <u>Domain Name \$</u> <u>Email Autoresponder \$</u> <u>Hosting Costs?</u> <u>Outsourcing Costs?</u> <u>Training Costs?</u>		



Disclaimer:

MONETARY AND INCOME RESULTS ARE BASED ON MANY FACTORS. I HAVE NO WAY OF KNOWING HOW WELL YOU WILL DO, AS I DO NOT KNOW YOU, YOUR BACKGROUND, YOUR WORK ETHIC, OR YOUR BUSINESS SKILLS OR PRACTICES. THEREFORE, I CAN NOT GUARANTEE OR IMPLY THAT YOU WILL GET RICH, THAT YOU WILL DO AS WELL, OR MAKE ANY MONEY AT ALL. THERE IS NO ASSURANCE YOU'LL DO AS WELL. IF YOU RELY UPON MY FIGURES; YOU MUST ACCEPT THE RISK OF NOT DOING AS WELL.

INTERNET BUSINESSES AND EARNINGS DERIVED THEREFROM, HAVE UNKNOWN RISKS INVOLVED, AND ARE NOT SUITABLE FOR EVERYONE. MAKING DECISIONS BASED ON ANY INFORMATION PRESENTED IN MY PRODUCTS, SERVICES, OR WEB SITE, SHOULD BE DONE ONLY WITH THE KNOWLEDGE THAT YOU COULD EXPERIENCE SIGNIFICANT LOSSES, GAINS OR MAKE NO MONEY AT ALL. ONLY RISK CAPITAL SHOULD BE USED.

ALL PRODUCTS AND SERVICES ARE FOR EDUCATIONAL AND INFORMATIONAL PURPOSES ONLY. USE CAUTION AND SEEK THE ADVICE OF QUALIFIED PROFESSIONALS. CHECK WITH YOUR ACCOUNTANT, LAWYER OR PROFESSIONAL ADVISOR, BEFORE ACTING ON THIS OR ANY INFORMATION.

USERS OF PRODUCTS, SERVICES AND WEB SITES ARE ADVISED TO DO THEIR OWN DUE DILIGENCE WHEN IT COMES TO MAKING BUSINESS DECISIONS AND ALL INFORMATION, PRODUCTS, AND SERVICES THAT HAVE BEEN PROVIDED SHOULD BE INDEPENDENTLY VERIFIED BY YOUR OWN QUALIFIED PROFESSIONALS. INFORMATION, PRODUCTS, AND SERVICES SHOULD BE CAREFULLY CONSIDERED AND EVALUATED, BEFORE REACHING A BUSINESS DECISION, ON WHETHER TO RELY ON THEM. ALL DISCLOSURES AND DISCLAIMERS MADE HEREIN, APPLY EQUALLY TO ANY OFFERS, OR INCENTIVES, THAT MAY BE MADE BY MY COMPANY.

YOU AGREE THAT MY COMPANY IS NOT RESPONSIBLE FOR THE SUCCESS OR FAILURE OF YOUR BUSINESS DECISIONS RELATING TO ANY INFORMATION PRESENTED BY MY COMPANY, OR MY COMPANY PRODUCTS OR SERVICES.

AFFILIATE DISCLAIMER:- buildwealthandenjoylife.com cannot warranty the expressions and suggestions of the contents, as well as its accuracy. In addition, to the extent permitted by the law, buildwealthandenjoylife.com shall not be responsible for any losses and/or damages due to the usage of the information advertised. The links contained herein may lead to external sites, which are provided for convenience only and may result in my company receiving commissions. Any information or statements that appear on these sites are not sponsored, endorsed, or otherwise approved by buildwealthandenjoylife.com. For these external sites, buildwealthandenjoylife.com cannot be held liable for the availability of, or the content located on or through it. Plus, any losses or damages occurred from using these contents or the internet generally.